

Inter-County Community Council Annual Report 2018-19

Serving the counties of Clearwater, East Polk, Pennington, and Red Lake



Community Action:
Helping People. Changing Lives.



Inter-County Community Council
207 Main Street
PO Box 189
Oklee, MN 56742
Phone: 218-796-5144
Fax: 218-796-5175
www.intercountycc.org

Executive Director's Note

Dear community partners, participants and friends,

I'm pleased to share with you our agency wide FY 2019 Annual Report. While it is at times hard to gather and compile statistical data to showcase the work we do every day, it is certainly encouraging to look back and see the progress and accomplishments that have been made.

These accomplishments are credited to the dedicated staff who show up each day and to the families and individuals that let us into their lives. It is indeed our greatest honor to work side by side and to be part of this journey together. We believe that the people we serve are our most valuable partners, and trust that together we can work to improve the conditions in which we all live and work.

I'd like to offer a special thank you to the ICCC Board of Directors and Head Start Policy Council for the governance and leadership provided this past year. You continue to grow and challenge us to do better on behalf of our clients, to strengthen our work by educating legislators, and to become our local community voice. Your dedication to the success of Inter-County Community Council continues to be steadfast and is very much appreciated.

Yours in Action,

Catherine Johnson, LISW
Executive Director

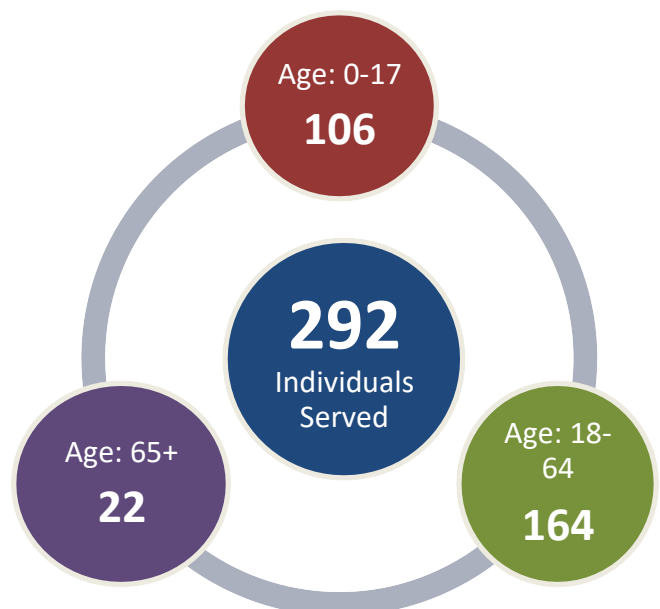
Food Shelf

ICCC's Food Shelf is available to anyone who needs emergency help with a food box.

Food Shelf Hours: 8:00am-4:30pm, Monday-Friday.

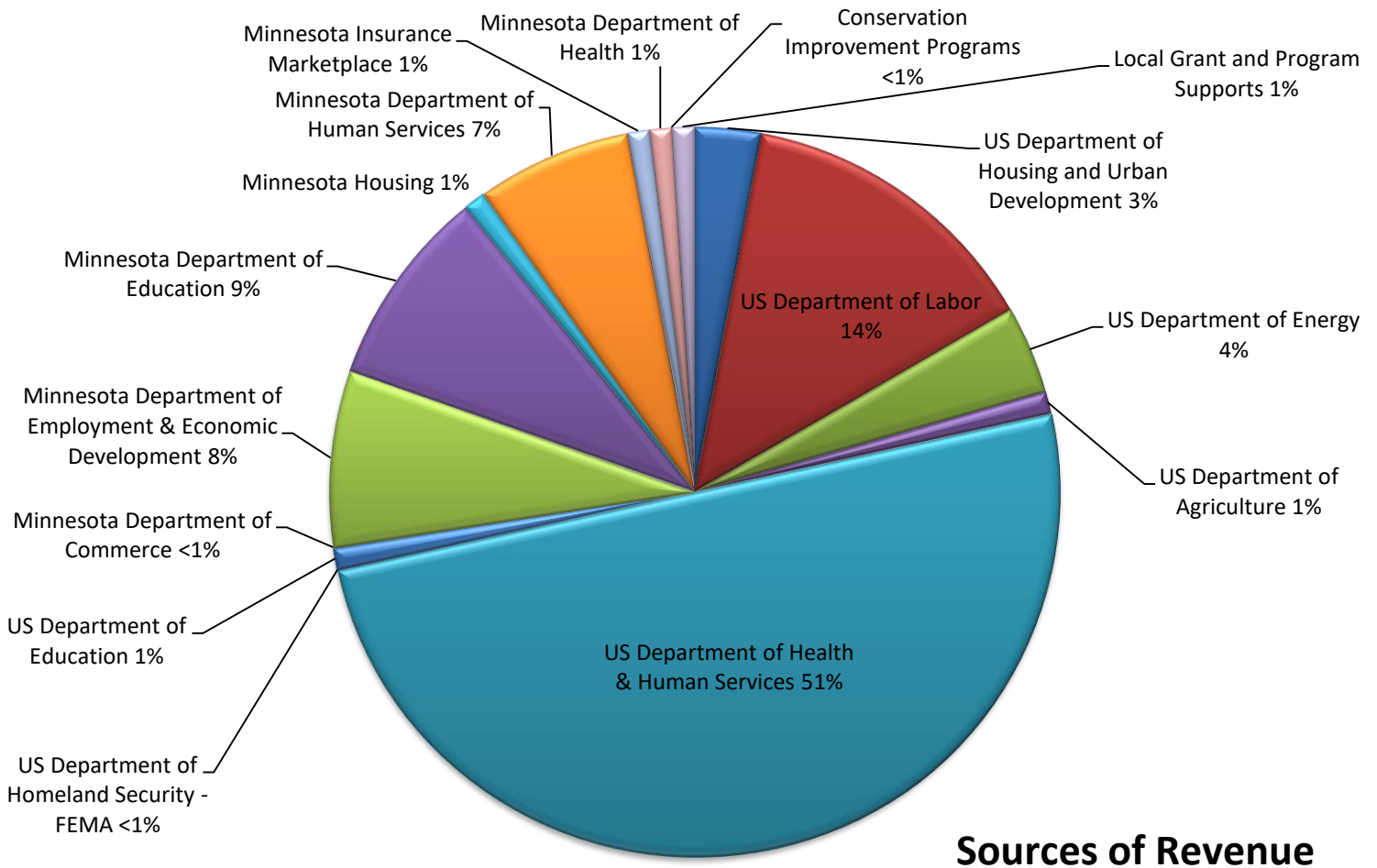
The food shelf is funded by community donations and fundraisers. We would like to thank all of our past donors. If you would like to assist our local food shelf, please consider donating.

In 2019 we served 107 households, giving out 13,276 pounds of food and 1,409 pounds of household items.



Financial Resources

Inter-County Community Council is audited each fiscal year by an independent Certified Public Accountant. The audit is conducted in accordance with the U.S. Generally Accepted Auditing Principles (GAAP). The summarized data that appears on this page was compiled with preliminary financial statements for the fiscal year ending September 30, 2019.



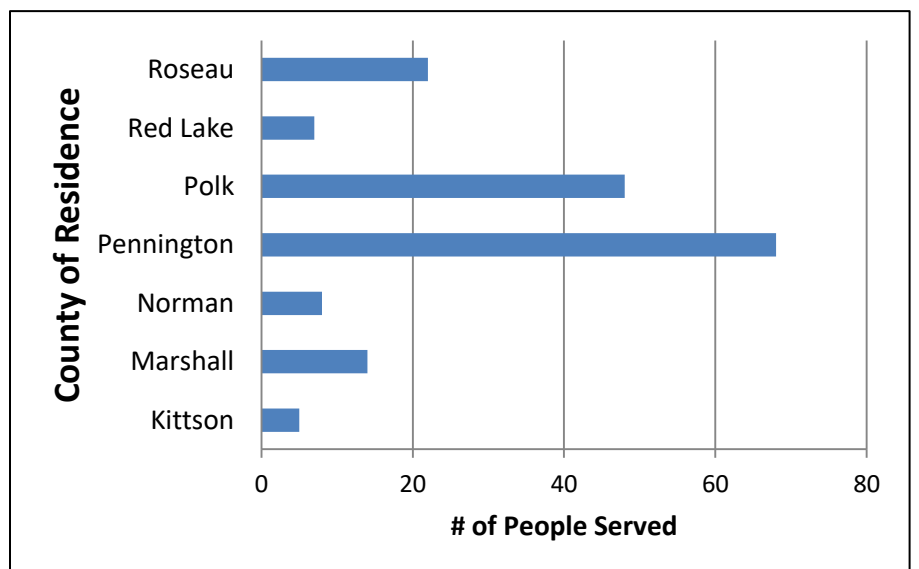
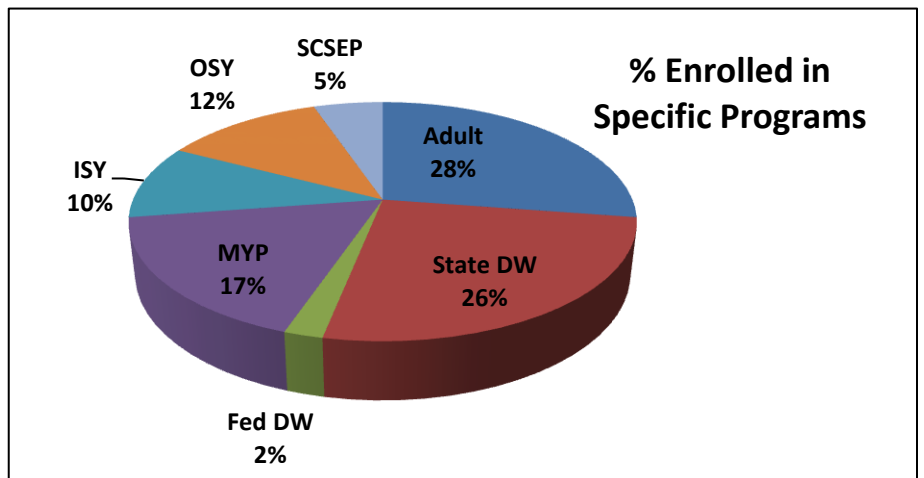
Revenues		
Federal Grants	\$	3,116,566
State Grants	\$	939,593
Local Grants & Program Support	\$	42,879
Total Revenues	\$	4,099,038

The annual agency audit was completed by Carlson SV. There are no findings to be reported. ICCC qualified as a low risk auditee. The audited financial statements for the Agency are available for public inspection on the Agency's website.

Employment & Training



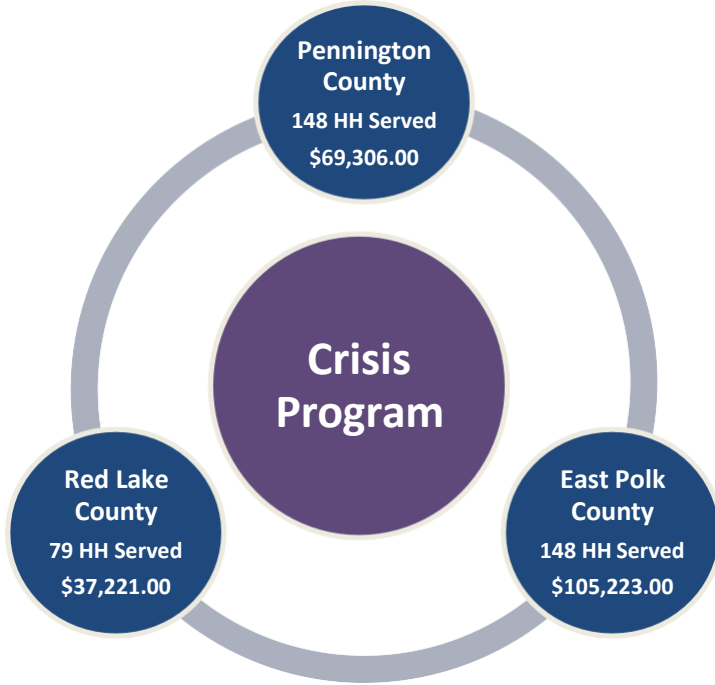
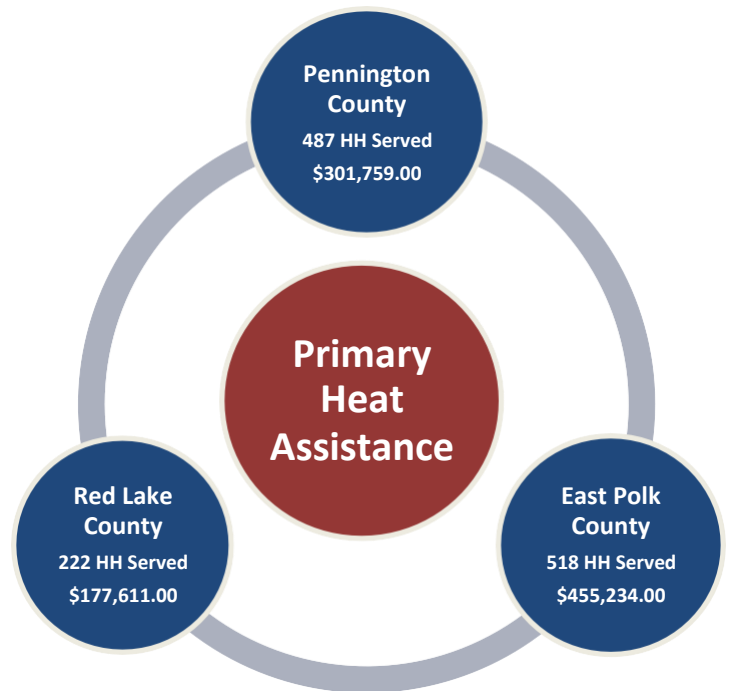
Employment and Training (E&T) served 190 clients in 2018-19. ICCC's E&T service area covers seven counties in the northwest corner of Minnesota. Employment Caseworkers are located in Roseau, Thief River Falls, Oklee, Crookston and East Grand Forks, helping people with barriers to employment through seven different programs. **ICCC receives funding from the Northwest Private Industry Council for the WIOA Adult and Dislocated worker funds.** The E & T programs serve different demographics from youth – Minnesota Youth (MYP) and WIOA Youth programs (ISY and OSY) – to economically challenged Adults, to Dislocated workers – State and WIOA Dislocated worker programs – and finally the Senior Community Service Employment Program (SCSEP). Twenty-one enrollees were exited to full time employment from the programs this year. ICCC is a proud partner of the American Job Center network.



Energy Assistance

Primary Heat Assistance

Primary Heat Benefits are used to address the household's ability to maintain affordable and continuous energy by providing grants in order to lower household's energy burden. During the 2018-19 program year, ICCC distributed \$934,604 to vendors on behalf of 1,227 households. The average primary heat grant was \$758.



Crisis Program

Crisis benefits are used to prevent shut-off of residential energy, reinstate service of residential energy, and enable delivery of fuels. During the 2018-19 program year, ICCC assisted 445 households in energy crisis situations spending a total of \$211,750.

Energy Related Repair Program

Energy Related Repair (ERR) benefits are used to address hazardous and life threatening situations or cases where a home has no heat due to a malfunctioning or nonfunctioning heating system. During the 2018-19 program year, ICCC spent \$61,093.60 assisting 68 households.



Reach Out for Warmth

Reach out for warmth (ROFW) is an emergency program for households facing no heat situation. ROFW is funded through locally raised donations. During the 2018-19 program year donations totaled \$864.36, allowing ICCC to help 2 households. *A special Thank You* to all who donated to the Reach Out for Warmth Program.

Family Services

2018-19 Family Services Annual Program Report Chart

Individuals and Households Served 7-1-2018 through 6-30-2019			
Program	Proposed Households	Actual Households Served	
FHPAP	56 Households	63 Households	159 Individuals
LTH	33 Households	36 Households	66 Individuals
ESP	5 Households	7 Households	14 Individuals
THP	20 Households	24 Households	39 Individuals
PSH	6 households (7 beds)	6 Households	7 Individuals
HYA	15 individuals	19 Households	29 Youth Clients
ESG	17 Households	29 Households	65 Individuals
Riverside	4 Households	4 Households	4 individuals
River Pointe	4 Households	4 Households	17 individuals

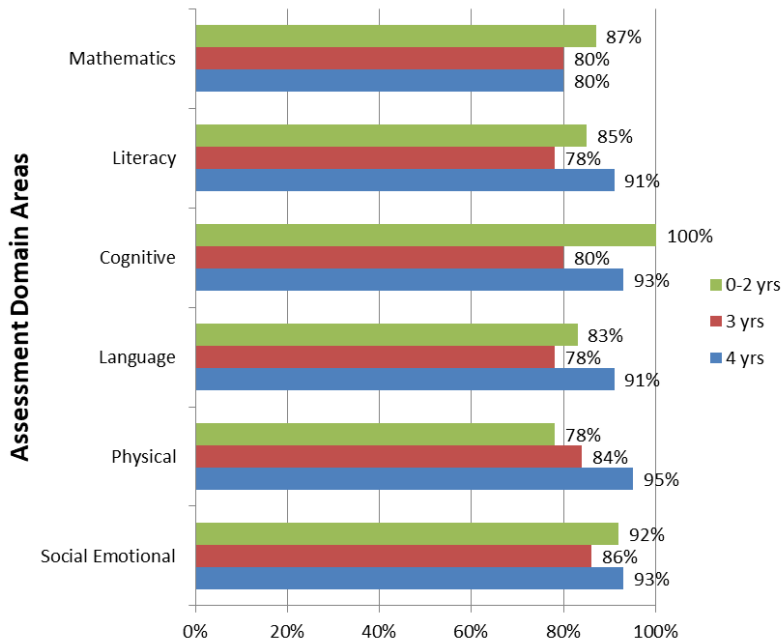
MN Sure	
Individuals screened for health insurance eligibility	3,554
Individuals who were eligible for a qualified health plan or had health ins offered by employer	5
Individuals deemed eligible for MA or MNCARE	43
Individuals deemed eligible for a tax credit premium reduction	37
Individuals assisted with the enrollment and renewal process	264

SNAP (Supplemental Nutrition Assistance Program)	
SNAP Screenings	1,994
Referred for Snap Assistance	184
CAF's completed	29
CAF's given out	55
Approved for SNAP benefits	219
Presentations Given	1
People attending presentations	32
Clients receiving SNAP information	1,162
People reached through promotion	1,210

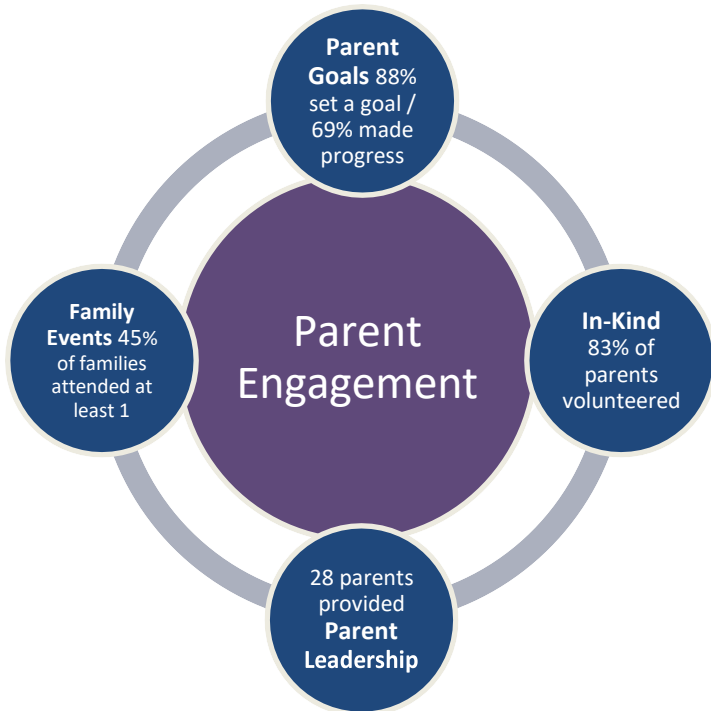


Head Start

% of Children Meeting / Exceeding Expectations for Age Group



Program Performance Indicators		
Funded Enrollment	170	
Number of Children Served	197	
Percentage of eligible children served	75%	
Percentage of children served that are homeless	4%	
Percentage of children served that are in foster care	12%	
Children with IEPs or IFSPs served	19%	
# of family volunteer hours	5364	
	HS	EHS
Classroom Attendance	89%	NA
Children receiving preventive dental care	69%	73%
Children Up to Date on Immunizations	83%	88%
Children Up to Date on preventive medical care	80%	59%
Fathers were involved in Head Start activities	50%	49%



Parent Engagement

Parent involvement and participation in the Head Start / Early Head Start program is what makes the most difference in their child's progress toward school readiness – parents are their child's first and most important educator. Every parent / guardian is encouraged to give back in whatever way they can – from goals to improve family self-sufficiency, volunteering in the classroom or working on school readiness at home, to leading the program.

Monitoring Reviews

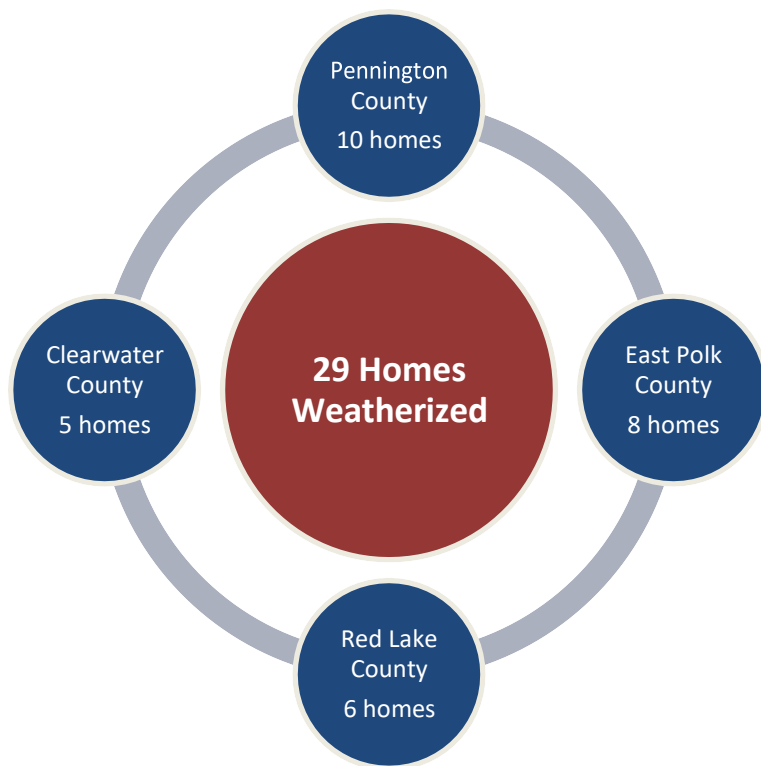
ICCC has had no Federal Monitoring events in the 2018-19 program year. ICCC had a MN Department of Human Services on-site review to monitor our 2 state licensed center classrooms. Both sites had no concerns identified.

Federal Head Start / Early Head Start			State Head Start / Early Head Start		
Line Item	Budget	Expenditures	Line Item	Budget	Expenditures
Personnel	\$758,314	\$749,992.55	Salary & Fringe	\$174,689	\$176,692.52
Fringe	\$363,918	\$335,398.02	Contracted Services	\$5,850	\$6,132.25
Travel	\$5,850	\$5,340.33	Staff Development	\$4,100	\$5,246.20
Equipment	\$70,000	\$62,511.60	Travel / Transport.	\$20,400	\$6,198.38
Supplies	\$66,700	\$70,831.26	Equipment	\$0	\$0
Contractual	\$56,750	\$56,549.56	Office Expenses	\$9,620	\$17,684.58
Other	\$143,748	\$162,895.43	Program Expenses	\$4,200	\$6,905.07
In Kind / Local Match	\$366,320	\$366,320	Pathway – TRF & Bagley	\$75,000	\$75,000

Weatherization

The mission of ICCC's Weatherization Program (WAP) is to provide energy savings, comfort, and to maintain the health & safety of our client's homes by using proven energy conservations techniques developed over the years to determine the most cost effective measures to save the most energy in our client's homes and keep them safe.

During the 2018-19 program year, ICCC received weatherization dollars from the Department of Energy (DOE). DOE dollars combined with Energy Assistance Transfer funds and propane funds, ICCC was able to weatherize 29 homes in Pennington, East Polk, Red Lake, and Clearwater Counties. Additional funds received from local electrical coops called CIP Funds (Conservation Improvement Program) allowed the ICCC Weatherization Program to perform work on 4 additional homes.



The Weatherization Assistance Program helps low-income families, seniors, veterans, and individuals with disabilities improve the safety and energy efficiency of their homes. A peer-reviewed evaluation by Oak Ridge National Laboratory found that the program is cost-effective by even the most conservative estimates.

According to an Oak Ridge evaluation, WAP creates healthy communities.

- Residents of weatherized homes report fewer asthma and allergy symptoms.
- Residents of weatherized homes report fewer hospitalizations.
- Children in weatherized homes report fewer missed days of school.
- Families in weatherized homes reported an increased ability to get more sleep, making them rested and ready to be productive workers and members of their communities.

According to the Oak Ridge evaluation, WAP creates jobs.

- At least 8,500 jobs are supported by WAP, which impacts thousands more in related industries.
- WAP also results in over \$300 million in energy savings in a typical year.

More WAP talking points:

- Every DOE WAP dollar yields \$4.10 in energy, health and safety benefits.
- WAP has served over 7.4 million families since its inception in 1976
- For every \$1 invested in the program, WAP returns \$2.78 in non-energy benefits.
- For every \$1 invested by DOE, the Program leverages \$3.44 in other federal, state, utility, and private resources.
- Families who receive weatherization on average save \$283 per year on energy consumption.

